

Section 1.3

Evaluating Limits Analytically

- Evaluate a limit using properties of limits.
- Develop and use a strategy for finding limits.
- Evaluate a limit using dividing out and rationalizing techniques.
- Evaluate a limit using the Squeeze Theorem.

Properties of Limits

In Section 1.2, you learned that the limit of $f(x)$ as x approaches c does not depend on the value of f at $x = c$. It may happen, however, that the limit is precisely $f(c)$. In such cases, the limit can be evaluated by **direct substitution**. That is,

$$\lim_{x \rightarrow c} f(x) = f(c). \quad \text{Substitute } c \text{ for } x.$$

Such *well-behaved* functions are **continuous at c** . You will examine this concept more closely in Section 1.4.

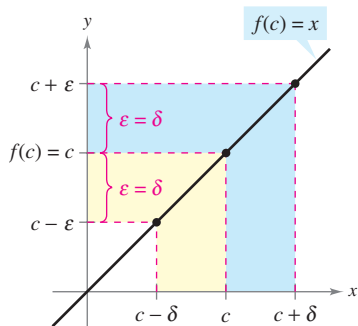


Figure 1.16

NOTE When you encounter new notations or symbols in mathematics, be sure you know how the notations are read. For instance, the limit in Example 1(c) is read as “the limit of x^2 as x approaches 2 is 4.”

THEOREM 1.1 Some Basic Limits

Let b and c be real numbers and let n be a positive integer.

1. $\lim_{x \rightarrow c} b = b$
2. $\lim_{x \rightarrow c} x = c$
3. $\lim_{x \rightarrow c} x^n = c^n$

Proof To prove Property 2 of Theorem 1.1, you need to show that for each $\epsilon > 0$ there exists a $\delta > 0$ such that $|x - c| < \epsilon$ whenever $0 < |x - c| < \delta$. To do this, choose $\delta = \epsilon$. The second inequality then implies the first, as shown in Figure 1.16. This completes the proof. (Proofs of the other properties of limits in this section are listed in Appendix A or are discussed in the exercises.)

EXAMPLE 1 Evaluating Basic Limits

- a. $\lim_{x \rightarrow 2} 3 = 3$
- b. $\lim_{x \rightarrow -4} x = -4$
- c. $\lim_{x \rightarrow 2} x^2 = 2^2 = 4$

THEOREM 1.2 Properties of Limits

Let b and c be real numbers, let n be a positive integer, and let f and g be functions with the following limits.

$$\lim_{x \rightarrow c} f(x) = L \quad \text{and} \quad \lim_{x \rightarrow c} g(x) = K$$

1. Scalar multiple: $\lim_{x \rightarrow c} [bf(x)] = bL$
2. Sum or difference: $\lim_{x \rightarrow c} [f(x) \pm g(x)] = L \pm K$
3. Product: $\lim_{x \rightarrow c} [f(x)g(x)] = LK$
4. Quotient: $\lim_{x \rightarrow c} \frac{f(x)}{g(x)} = \frac{L}{K}$, provided $K \neq 0$
5. Power: $\lim_{x \rightarrow c} [f(x)]^n = L^n$

EXAMPLE 2 The Limit of a Polynomial

$$\begin{aligned}
 \lim_{x \rightarrow 2} (4x^2 + 3) &= \lim_{x \rightarrow 2} 4x^2 + \lim_{x \rightarrow 2} 3 && \text{Property 2} \\
 &= 4 \left(\lim_{x \rightarrow 2} x^2 \right) + \lim_{x \rightarrow 2} 3 && \text{Property 1} \\
 &= 4(2^2) + 3 && \text{Example 1} \\
 &= 19 && \text{Simplify.}
 \end{aligned}$$

In Example 2, note that the limit (as $x \rightarrow 2$) of the *polynomial function* $p(x) = 4x^2 + 3$ is simply the value of p at $x = 2$.

$$\lim_{x \rightarrow 2} p(x) = p(2) = 4(2^2) + 3 = 19$$

This *direct substitution* property is valid for all polynomial and rational functions with nonzero denominators.

THEOREM 1.3 Limits of Polynomial and Rational Functions

If p is a polynomial function and c is a real number, then

$$\lim_{x \rightarrow c} p(x) = p(c).$$

If r is a rational function given by $r(x) = p(x)/q(x)$ and c is a real number such that $q(c) \neq 0$, then

$$\lim_{x \rightarrow c} r(x) = r(c) = \frac{p(c)}{q(c)}.$$

EXAMPLE 3 The Limit of a Rational Function

Find the limit: $\lim_{x \rightarrow 1} \frac{x^2 + x + 2}{x + 1}$.

Solution Because the denominator is not 0 when $x = 1$, you can apply Theorem 1.3 to obtain

$$\lim_{x \rightarrow 1} \frac{x^2 + x + 2}{x + 1} = \frac{1^2 + 1 + 2}{1 + 1} = \frac{4}{2} = 2.$$

Polynomial functions and rational functions are two of the three basic types of algebraic functions. The following theorem deals with the limit of the third type of algebraic function—one that involves a radical. See Appendix A for a proof of this theorem.

THE SQUARE ROOT SYMBOL

The first use of a symbol to denote the square root can be traced to the sixteenth century. Mathematicians first used the symbol $\sqrt{\quad}$, which had only two strokes. This symbol was chosen because it resembled a lowercase r , to stand for the Latin word *radix*, meaning root.

THEOREM 1.4 The Limit of a Function Involving a Radical

Let n be a positive integer. The following limit is valid for all c if n is odd, and is valid for $c > 0$ if n is even.

$$\lim_{x \rightarrow c} \sqrt[n]{x} = \sqrt[n]{c}$$

The following theorem greatly expands your ability to evaluate limits because it shows how to analyze the limit of a composite function. See Appendix A for a proof of this theorem.

THEOREM 1.5 The Limit of a Composite Function

If f and g are functions such that $\lim_{x \rightarrow c} g(x) = L$ and $\lim_{x \rightarrow L} f(x) = f(L)$, then

$$\lim_{x \rightarrow c} f(g(x)) = f\left(\lim_{x \rightarrow c} g(x)\right) = f(L).$$



EXAMPLE 4 The Limit of a Composite Function

a. Because

$$\lim_{x \rightarrow 0} (x^2 + 4) = 0^2 + 4 = 4 \quad \text{and} \quad \lim_{x \rightarrow 4} \sqrt{x} = 2$$

it follows that

$$\lim_{x \rightarrow 0} \sqrt{x^2 + 4} = \sqrt{4} = 2.$$

b. Because

$$\lim_{x \rightarrow 3} (2x^2 - 10) = 2(3^2) - 10 = 8 \quad \text{and} \quad \lim_{x \rightarrow 8} \sqrt[3]{x} = 2$$

it follows that

$$\lim_{x \rightarrow 3} \sqrt[3]{2x^2 - 10} = \sqrt[3]{8} = 2.$$

You have seen that the limits of many algebraic functions can be evaluated by direct substitution. The six basic trigonometric functions also exhibit this desirable quality, as shown in the next theorem (presented without proof).

THEOREM 1.6 Limits of Trigonometric Functions

Let c be a real number in the domain of the given trigonometric function.

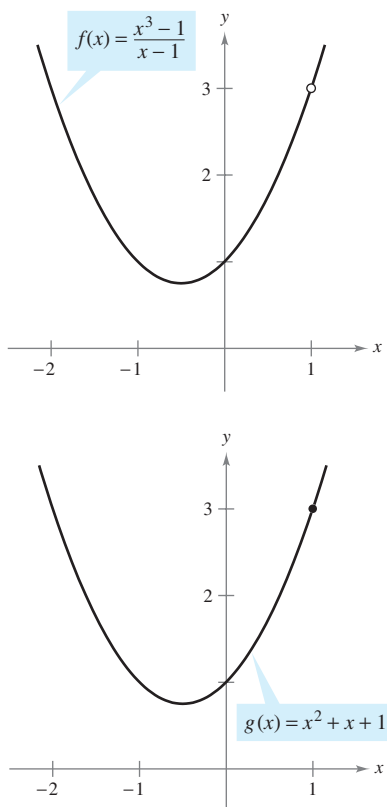
- | | |
|---|---|
| 1. $\lim_{x \rightarrow c} \sin x = \sin c$ | 2. $\lim_{x \rightarrow c} \cos x = \cos c$ |
| 3. $\lim_{x \rightarrow c} \tan x = \tan c$ | 4. $\lim_{x \rightarrow c} \cot x = \cot c$ |
| 5. $\lim_{x \rightarrow c} \sec x = \sec c$ | 6. $\lim_{x \rightarrow c} \csc x = \csc c$ |

EXAMPLE 5 Limits of Trigonometric Functions

a. $\lim_{x \rightarrow 0} \tan x = \tan(0) = 0$

b. $\lim_{x \rightarrow \pi} (x \cos x) = \left(\lim_{x \rightarrow \pi} x\right) \left(\lim_{x \rightarrow \pi} \cos x\right) = \pi \cos(\pi) = -\pi$

c. $\lim_{x \rightarrow 0} \sin^2 x = \lim_{x \rightarrow 0} (\sin x)^2 = 0^2 = 0$



f and g agree at all but one point.

Figure 1.17

STUDY TIP When applying this strategy for finding a limit, remember that some functions do not have a limit (as x approaches c). For instance, the following limit does not exist.

$$\lim_{x \rightarrow 1} \frac{x^3 + 1}{x - 1}$$

A Strategy for Finding Limits

On the previous three pages, you studied several types of functions whose limits can be evaluated by direct substitution. This knowledge, together with the following theorem, can be used to develop a strategy for finding limits. A proof of this theorem is given in Appendix A.

THEOREM 1.7 Functions That Agree at All But One Point

Let c be a real number and let $f(x) = g(x)$ for all $x \neq c$ in an open interval containing c . If the limit of $g(x)$ as x approaches c exists, then the limit of $f(x)$ also exists and

$$\lim_{x \rightarrow c} f(x) = \lim_{x \rightarrow c} g(x).$$

EXAMPLE 6 Finding the Limit of a Function

Find the limit: $\lim_{x \rightarrow 1} \frac{x^3 - 1}{x - 1}$.

Solution Let $f(x) = (x^3 - 1)/(x - 1)$. By factoring and dividing out like factors, you can rewrite f as

$$f(x) = \frac{(x-1)(x^2 + x + 1)}{(x-1)} = x^2 + x + 1 = g(x), \quad x \neq 1.$$

So, for all x -values other than $x = 1$, the functions f and g agree, as shown in Figure 1.17. Because $\lim_{x \rightarrow 1} g(x)$ exists, you can apply Theorem 1.7 to conclude that f and g have the same limit at $x = 1$.

$$\begin{aligned} \lim_{x \rightarrow 1} \frac{x^3 - 1}{x - 1} &= \lim_{x \rightarrow 1} \frac{(x-1)(x^2 + x + 1)}{x - 1} && \text{Factor.} \\ &= \lim_{x \rightarrow 1} \frac{(x-1)(x^2 + x + 1)}{x-1} && \text{Divide out like factors.} \\ &= \lim_{x \rightarrow 1} (x^2 + x + 1) && \text{Apply Theorem 1.7.} \\ &= 1^2 + 1 + 1 && \text{Use direct substitution.} \\ &= 3 && \text{Simplify.} \end{aligned}$$

A Strategy for Finding Limits

1. Learn to recognize which limits can be evaluated by direct substitution. (These limits are listed in Theorems 1.1 through 1.6.)
2. If the limit of $f(x)$ as x approaches c *cannot* be evaluated by direct substitution, try to find a function g that agrees with f for all x other than $x = c$. [Choose g such that the limit of $g(x)$ *can* be evaluated by direct substitution.]
3. Apply Theorem 1.7 to conclude *analytically* that

$$\lim_{x \rightarrow c} f(x) = \lim_{x \rightarrow c} g(x) = g(c).$$

4. Use a *graph* or *table* to reinforce your conclusion.

Dividing Out and Rationalizing Techniques

Two techniques for finding limits analytically are shown in Examples 7 and 8. The first technique involves dividing out common factors, and the second technique involves rationalizing the numerator of a fractional expression.



EXAMPLE 7 Dividing Out Technique

Find the limit: $\lim_{x \rightarrow -3} \frac{x^2 + x - 6}{x + 3}$.

Solution Although you are taking the limit of a rational function, you *cannot* apply Theorem 1.3 because the limit of the denominator is 0.

$$\lim_{x \rightarrow -3} \frac{x^2 + x - 6}{x + 3} \begin{array}{l} \nearrow \lim_{x \rightarrow -3} (x^2 + x - 6) = 0 \\ \searrow \lim_{x \rightarrow -3} (x + 3) = 0 \end{array}$$

Direct substitution fails.

Because the limit of the numerator is also 0, the numerator and denominator have a *common factor* of $(x + 3)$. So, for all $x \neq -3$, you can divide out this factor to obtain

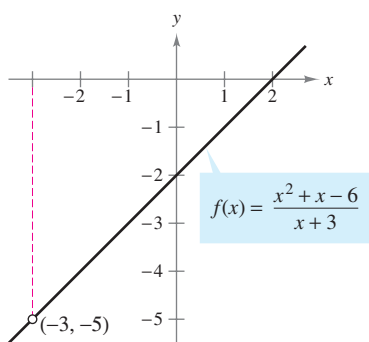
$$f(x) = \frac{x^2 + x - 6}{x + 3} = \frac{(x+3)(x-2)}{x+3} = x - 2 = g(x), \quad x \neq -3.$$

Using Theorem 1.7, it follows that

$$\begin{aligned} \lim_{x \rightarrow -3} \frac{x^2 + x - 6}{x + 3} &= \lim_{x \rightarrow -3} (x - 2) && \text{Apply Theorem 1.7.} \\ &= -5. && \text{Use direct substitution.} \end{aligned}$$

This result is shown graphically in Figure 1.18. Note that the graph of the function f coincides with the graph of the function $g(x) = x - 2$, except that the graph of f has a gap at the point $(-3, -5)$.

In Example 7, direct substitution produced the meaningless fractional form $0/0$. An expression such as $0/0$ is called an **indeterminate form** because you cannot (from the form alone) determine the limit. When you try to evaluate a limit and encounter this form, remember that you must rewrite the fraction so that the new denominator does not have 0 as its limit. One way to do this is to *divide out like factors*, as shown in Example 7. A second way is to *rationalize the numerator*, as shown in Example 8.



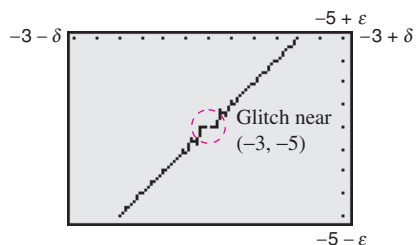
f is undefined when $x = -3$.

Figure 1.18

NOTE In the solution of Example 7, be sure you see the usefulness of the Factor Theorem of Algebra. This theorem states that if c is a zero of a polynomial function, $(x - c)$ is a factor of the polynomial. So, if you apply direct substitution to a rational function and obtain

$$r(c) = \frac{p(c)}{q(c)} = \frac{0}{0}$$

you can conclude that $(x - c)$ must be a common factor to both $p(x)$ and $q(x)$.



Incorrect graph of f

Figure 1.19

TECHNOLOGY PITFALL Because the graphs of

$$f(x) = \frac{x^2 + x - 6}{x + 3} \quad \text{and} \quad g(x) = x - 2$$

differ only at the point $(-3, -5)$, a standard graphing utility setting may not distinguish clearly between these graphs. However, because of the pixel configuration and rounding error of a graphing utility, it may be possible to find screen settings that distinguish between the graphs. Specifically, by repeatedly zooming in near the point $(-3, -5)$ on the graph of f , your graphing utility may show glitches or irregularities that do not exist on the actual graph. (See Figure 1.19.) By changing the screen settings on your graphing utility you may obtain the correct graph of f .

EXAMPLE 8 Rationalizing Technique

Find the limit: $\lim_{x \rightarrow 0} \frac{\sqrt{x+1} - 1}{x}$.

Solution By direct substitution, you obtain the indeterminate form $0/0$.

$$\lim_{x \rightarrow 0} \frac{\sqrt{x+1} - 1}{x} \begin{array}{l} \nearrow \lim_{x \rightarrow 0} (\sqrt{x+1} - 1) = 0 \\ \searrow \lim_{x \rightarrow 0} x = 0 \end{array}$$

Direct substitution fails.

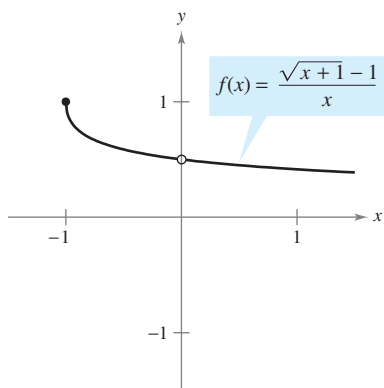
In this case, you can rewrite the fraction by rationalizing the numerator.

$$\begin{aligned} \frac{\sqrt{x+1} - 1}{x} &= \left(\frac{\sqrt{x+1} - 1}{x} \right) \left(\frac{\sqrt{x+1} + 1}{\sqrt{x+1} + 1} \right) \\ &= \frac{(x+1) - 1}{x(\sqrt{x+1} + 1)} \\ &= \frac{\cancel{x}}{x(\sqrt{x+1} + 1)} \\ &= \frac{1}{\sqrt{x+1} + 1}, \quad x \neq 0 \end{aligned}$$

Now, using Theorem 1.7, you can evaluate the limit as shown.

$$\begin{aligned} \lim_{x \rightarrow 0} \frac{\sqrt{x+1} - 1}{x} &= \lim_{x \rightarrow 0} \frac{1}{\sqrt{x+1} + 1} \\ &= \frac{1}{1+1} \\ &= \frac{1}{2} \end{aligned}$$

A table or a graph can reinforce your conclusion that the limit is $\frac{1}{2}$. (See Figure 1.20.)



The limit of $f(x)$ as x approaches 0 is $\frac{1}{2}$.
Figure 1.20

x approaches 0 from the left.

x approaches 0 from the right.

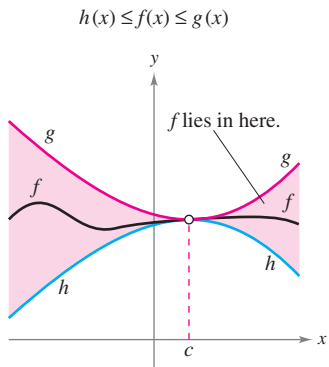
x	-0.25	-0.1	-0.01	-0.001	0	0.001	0.01	0.1	0.25
$f(x)$	0.5359	0.5132	0.5013	0.5001	?	0.4999	0.4988	0.4881	0.4721

$f(x)$ approaches 0.5.

$f(x)$ approaches 0.5.

NOTE The rationalizing technique for evaluating limits is based on multiplication by a convenient form of 1. In Example 8, the convenient form is

$$1 = \frac{\sqrt{x+1} + 1}{\sqrt{x+1} + 1}$$



The Squeeze Theorem
Figure 1.21

The Squeeze Theorem

The next theorem concerns the limit of a function that is squeezed between two other functions, each of which has the same limit at a given x -value, as shown in Figure 1.21. (The proof of this theorem is given in Appendix A.)

THEOREM 1.8 The Squeeze Theorem

If $h(x) \leq f(x) \leq g(x)$ for all x in an open interval containing c , except possibly at c itself, and if

$$\lim_{x \rightarrow c} h(x) = L = \lim_{x \rightarrow c} g(x)$$

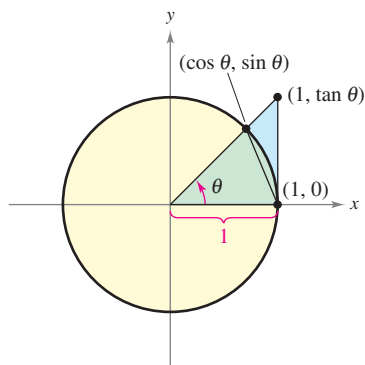
then $\lim_{x \rightarrow c} f(x)$ exists and is equal to L .

You can see the usefulness of the Squeeze Theorem in the proof of Theorem 1.9.

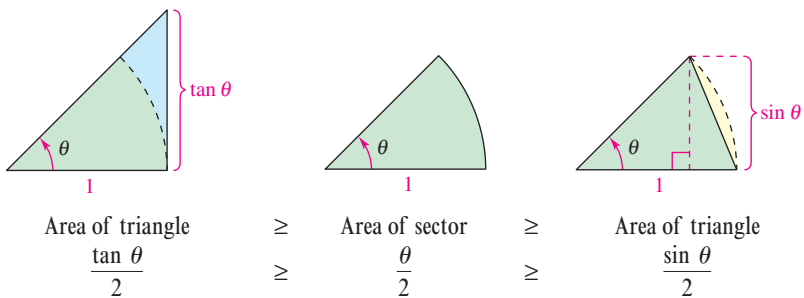
THEOREM 1.9 Two Special Trigonometric Limits

$$1. \lim_{x \rightarrow 0} \frac{\sin x}{x} = 1 \quad 2. \lim_{x \rightarrow 0} \frac{1 - \cos x}{x} = 0$$

Proof To avoid the confusion of two different uses of x , the proof is presented using the variable θ , where θ is an acute positive angle *measured in radians*. Figure 1.22 shows a circular sector that is squeezed between two triangles.



A circular sector is used to prove Theorem 1.9.
Figure 1.22



Multiplying each expression by $2/\sin \theta$ produces

$$\frac{1}{\cos \theta} \geq \frac{\theta}{\sin \theta} \geq 1$$

and taking reciprocals and reversing the inequalities yields

$$\cos \theta \leq \frac{\sin \theta}{\theta} \leq 1.$$

Because $\cos \theta = \cos(-\theta)$ and $(\sin \theta)/\theta = [\sin(-\theta)]/(-\theta)$, you can conclude that this inequality is valid for *all* nonzero θ in the open interval $(-\pi/2, \pi/2)$. Finally, because $\lim_{\theta \rightarrow 0} \cos \theta = 1$ and $\lim_{\theta \rightarrow 0} 1 = 1$, you can apply the Squeeze Theorem to conclude that $\lim_{\theta \rightarrow 0} (\sin \theta)/\theta = 1$. The proof of the second limit is left as an exercise (see Exercise 120).

FOR FURTHER INFORMATION

For more information on the function $f(x) = (\sin x)/x$, see the article “The Function $(\sin x)/x$ ” by William B. Gearhart and Harris S. Shultz in *The College Mathematics Journal*. To view this article, go to the website www.matharticles.com.

EXAMPLE 9 A Limit Involving a Trigonometric Function

Find the limit: $\lim_{x \rightarrow 0} \frac{\tan x}{x}$.

Solution Direct substitution yields the indeterminate form $0/0$. To solve this problem, you can write $\tan x$ as $(\sin x)/(\cos x)$ and obtain

$$\lim_{x \rightarrow 0} \frac{\tan x}{x} = \lim_{x \rightarrow 0} \left(\frac{\sin x}{x} \right) \left(\frac{1}{\cos x} \right).$$

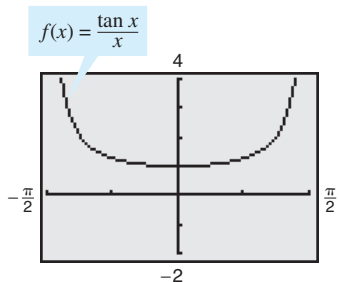
Now, because

$$\lim_{x \rightarrow 0} \frac{\sin x}{x} = 1 \quad \text{and} \quad \lim_{x \rightarrow 0} \frac{1}{\cos x} = 1$$

you can obtain

$$\begin{aligned} \lim_{x \rightarrow 0} \frac{\tan x}{x} &= \left(\lim_{x \rightarrow 0} \frac{\sin x}{x} \right) \left(\lim_{x \rightarrow 0} \frac{1}{\cos x} \right) \\ &= (1)(1) \\ &= 1. \end{aligned}$$

(See Figure 1.23.)



The limit of $f(x)$ as x approaches 0 is 1.
Figure 1.23

EXAMPLE 10 A Limit Involving a Trigonometric Function

Find the limit: $\lim_{x \rightarrow 0} \frac{\sin 4x}{x}$.

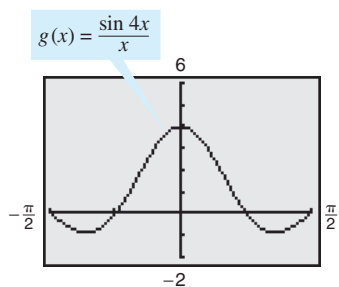
Solution Direct substitution yields the indeterminate form $0/0$. To solve this problem, you can rewrite the limit as

$$\lim_{x \rightarrow 0} \frac{\sin 4x}{x} = 4 \left(\lim_{x \rightarrow 0} \frac{\sin 4x}{4x} \right). \quad \text{Multiply and divide by 4.}$$

Now, by letting $y = 4x$ and observing that $x \rightarrow 0$ if and only if $y \rightarrow 0$, you can write

$$\begin{aligned} \lim_{x \rightarrow 0} \frac{\sin 4x}{x} &= 4 \left(\lim_{x \rightarrow 0} \frac{\sin 4x}{4x} \right) \\ &= 4 \left(\lim_{y \rightarrow 0} \frac{\sin y}{y} \right) \\ &= 4(1) \\ &= 4. \end{aligned}$$

(See Figure 1.24.)



The limit of $g(x)$ as x approaches 0 is 4.
Figure 1.24

TECHNOLOGY Use a graphing utility to confirm the limits in the examples and exercise set. For instance, Figures 1.23 and 1.24 show the graphs of

$$f(x) = \frac{\tan x}{x} \quad \text{and} \quad g(x) = \frac{\sin 4x}{x}.$$

Note that the first graph appears to contain the point $(0, 1)$ and the second graph appears to contain the point $(0, 4)$, which lends support to the conclusions obtained in Examples 9 and 10.

Exercises for Section 1.3

See www.CalcChat.com for worked-out solutions to odd-numbered exercises.

 In Exercises 1–4, use a graphing utility to graph the function and visually estimate the limits.

- $h(x) = x^2 - 5x$
 - $\lim_{x \rightarrow 5} h(x)$
 - $\lim_{x \rightarrow -1} h(x)$
- $g(x) = \frac{12(\sqrt{x} - 3)}{x - 9}$
 - $\lim_{x \rightarrow 4} g(x)$
 - $\lim_{x \rightarrow 0} g(x)$
- $f(x) = x \cos x$
 - $\lim_{x \rightarrow 0} f(x)$
 - $\lim_{x \rightarrow \pi/3} f(x)$
- $f(t) = t|t - 4|$
 - $\lim_{t \rightarrow 4} f(t)$
 - $\lim_{t \rightarrow -1} f(t)$

In Exercises 5–22, find the limit.

- $\lim_{x \rightarrow 2} x^4$
- $\lim_{x \rightarrow 0} (2x - 1)$
- $\lim_{x \rightarrow -3} (x^2 + 3x)$
- $\lim_{x \rightarrow -3} (2x^2 + 4x + 1)$
- $\lim_{x \rightarrow 2} \frac{1}{x}$
- $\lim_{x \rightarrow 1} \frac{x - 3}{x^2 + 4}$
- $\lim_{x \rightarrow 7} \frac{5x}{\sqrt{x} + 2}$
- $\lim_{x \rightarrow 3} \sqrt{x + 1}$
- $\lim_{x \rightarrow -4} (x + 3)^2$
- $\lim_{x \rightarrow -2} x^3$
- $\lim_{x \rightarrow -3} (3x + 2)$
- $\lim_{x \rightarrow 1} (-x^2 + 1)$
- $\lim_{x \rightarrow 1} (3x^3 - 2x^2 + 4)$
- $\lim_{x \rightarrow -3} \frac{2}{x + 2}$
- $\lim_{x \rightarrow 3} \frac{2x - 3}{x + 5}$
- $\lim_{x \rightarrow 3} \frac{\sqrt{x + 1}}{x - 4}$
- $\lim_{x \rightarrow 4} \sqrt[3]{x + 4}$
- $\lim_{x \rightarrow 0} (2x - 1)^3$

In Exercises 23–26, find the limits.

- $f(x) = 5 - x$, $g(x) = x^3$
 - $\lim_{x \rightarrow 1} f(x)$
 - $\lim_{x \rightarrow 4} g(x)$
 - $\lim_{x \rightarrow 1} g(f(x))$
- $f(x) = x + 7$, $g(x) = x^2$
 - $\lim_{x \rightarrow -3} f(x)$
 - $\lim_{x \rightarrow 4} g(x)$
 - $\lim_{x \rightarrow -3} g(f(x))$
- $f(x) = 4 - x^2$, $g(x) = \sqrt{x + 1}$
 - $\lim_{x \rightarrow 1} f(x)$
 - $\lim_{x \rightarrow 3} g(x)$
 - $\lim_{x \rightarrow 1} g(f(x))$
- $f(x) = 2x^2 - 3x + 1$, $g(x) = \sqrt[3]{x + 6}$
 - $\lim_{x \rightarrow 4} f(x)$
 - $\lim_{x \rightarrow 21} g(x)$
 - $\lim_{x \rightarrow 4} g(f(x))$

In Exercises 27–36, find the limit of the trigonometric function.

- $\lim_{x \rightarrow \pi/2} \sin x$
- $\lim_{x \rightarrow 2} \cos \frac{\pi x}{3}$
- $\lim_{x \rightarrow 0} \sec 2x$
- $\lim_{x \rightarrow 5\pi/6} \sin x$
- $\lim_{x \rightarrow \pi} \tan x$
- $\lim_{x \rightarrow 1} \sin \frac{\pi x}{2}$
- $\lim_{x \rightarrow \pi} \cos 3x$
- $\lim_{x \rightarrow 5\pi/3} \cos x$

35. $\lim_{x \rightarrow 3} \tan\left(\frac{\pi x}{4}\right)$

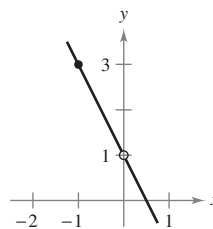
36. $\lim_{x \rightarrow 7} \sec\left(\frac{\pi x}{6}\right)$

In Exercises 37–40, use the information to evaluate the limits.

- $\lim_{x \rightarrow c} f(x) = 2$
 $\lim_{x \rightarrow c} g(x) = 3$
 - $\lim_{x \rightarrow c} [5g(x)]$
 - $\lim_{x \rightarrow c} [f(x) + g(x)]$
 - $\lim_{x \rightarrow c} [f(x)g(x)]$
 - $\lim_{x \rightarrow c} \frac{f(x)}{g(x)}$
- $\lim_{x \rightarrow c} f(x) = 4$
 - $\lim_{x \rightarrow c} [f(x)]^3$
 - $\lim_{x \rightarrow c} \sqrt{f(x)}$
 - $\lim_{x \rightarrow c} [3f(x)]$
 - $\lim_{x \rightarrow c} [f(x)]^{3/2}$
- $\lim_{x \rightarrow c} f(x) = \frac{3}{2}$
 $\lim_{x \rightarrow c} g(x) = \frac{1}{2}$
 - $\lim_{x \rightarrow c} [4f(x)]$
 - $\lim_{x \rightarrow c} [f(x) + g(x)]$
 - $\lim_{x \rightarrow c} [f(x)g(x)]$
 - $\lim_{x \rightarrow c} \frac{f(x)}{g(x)}$
- $\lim_{x \rightarrow c} f(x) = 27$
 - $\lim_{x \rightarrow c} \sqrt[3]{f(x)}$
 - $\lim_{x \rightarrow c} \frac{f(x)}{18}$
 - $\lim_{x \rightarrow c} [f(x)]^2$
 - $\lim_{x \rightarrow c} [f(x)]^{2/3}$

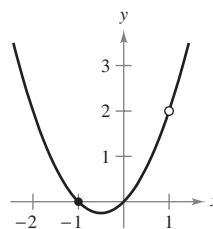
In Exercises 41–44, use the graph to determine the limit visually (if it exists). Write a simpler function that agrees with the given function at all but one point.

41. $g(x) = \frac{-2x^2 + x}{x}$



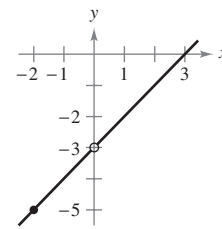
- $\lim_{x \rightarrow 0} g(x)$
- $\lim_{x \rightarrow -1} g(x)$

43. $g(x) = \frac{x^3 - x}{x - 1}$



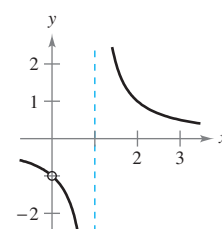
- $\lim_{x \rightarrow 1} g(x)$
- $\lim_{x \rightarrow -1} g(x)$

42. $h(x) = \frac{x^2 - 3x}{x}$



- $\lim_{x \rightarrow -2} h(x)$
- $\lim_{x \rightarrow 0} h(x)$

44. $f(x) = \frac{x}{x^2 - x}$



- $\lim_{x \rightarrow 1} f(x)$
- $\lim_{x \rightarrow 0} f(x)$

In Exercises 45–48, find the limit of the function (if it exists). Write a simpler function that agrees with the given function at all but one point. Use a graphing utility to confirm your result.

45. $\lim_{x \rightarrow -1} \frac{x^2 - 1}{x + 1}$

46. $\lim_{x \rightarrow -1} \frac{2x^2 - x - 3}{x + 1}$

47. $\lim_{x \rightarrow 2} \frac{x^3 - 8}{x - 2}$

48. $\lim_{x \rightarrow -1} \frac{x^3 + 1}{x + 1}$

In Exercises 49–62, find the limit (if it exists).

49. $\lim_{x \rightarrow 5} \frac{x - 5}{x^2 - 25}$

50. $\lim_{x \rightarrow 2} \frac{2 - x}{x^2 - 4}$

51. $\lim_{x \rightarrow -3} \frac{x^2 + x - 6}{x^2 - 9}$

52. $\lim_{x \rightarrow 4} \frac{x^2 - 5x + 4}{x^2 - 2x - 8}$

53. $\lim_{x \rightarrow 0} \frac{\sqrt{x + 5} - \sqrt{5}}{x}$

54. $\lim_{x \rightarrow 0} \frac{\sqrt{2 + x} - \sqrt{2}}{x}$

55. $\lim_{x \rightarrow 4} \frac{\sqrt{x + 5} - 3}{x - 4}$

56. $\lim_{x \rightarrow 3} \frac{\sqrt{x + 1} - 2}{x - 3}$

57. $\lim_{x \rightarrow 0} \frac{[1/(3 + x)] - (1/3)}{x}$


58. $\lim_{x \rightarrow 0} \frac{[1/(x + 4)] - (1/4)}{x}$

59. $\lim_{\Delta x \rightarrow 0} \frac{2(x + \Delta x) - 2x}{\Delta x}$

60. $\lim_{\Delta x \rightarrow 0} \frac{(x + \Delta x)^2 - x^2}{\Delta x}$

61. $\lim_{\Delta x \rightarrow 0} \frac{(x + \Delta x)^2 - 2(x + \Delta x) + 1 - (x^2 - 2x + 1)}{\Delta x}$

62. $\lim_{\Delta x \rightarrow 0} \frac{(x + \Delta x)^3 - x^3}{\Delta x}$

 **Graphical, Numerical, and Analytic Analysis** In Exercises 63–66, use a graphing utility to graph the function and estimate the limit. Use a table to reinforce your conclusion. Then find the limit by analytic methods.

63. $\lim_{x \rightarrow 0} \frac{\sqrt{x + 2} - \sqrt{2}}{x}$

64. $\lim_{x \rightarrow 16} \frac{4 - \sqrt{x}}{x - 16}$

65. $\lim_{x \rightarrow 0} \frac{[1/(2 + x)] - (1/2)}{x}$

66. $\lim_{x \rightarrow 2} \frac{x^5 - 32}{x - 2}$

In Exercises 67–78, determine the limit of the trigonometric function (if it exists).

67. $\lim_{x \rightarrow 0} \frac{\sin x}{5x}$

68. $\lim_{x \rightarrow 0} \frac{3(1 - \cos x)}{x}$

69. $\lim_{x \rightarrow 0} \frac{\sin x(1 - \cos x)}{2x^2}$

70. $\lim_{\theta \rightarrow 0} \frac{\cos \theta \tan \theta}{\theta}$

71. $\lim_{x \rightarrow 0} \frac{\sin^2 x}{x}$

72. $\lim_{x \rightarrow 0} \frac{\tan^2 x}{x}$

73. $\lim_{h \rightarrow 0} \frac{(1 - \cos h)^2}{h}$


74. $\lim_{\phi \rightarrow \pi} \phi \sec \phi$

75. $\lim_{x \rightarrow \pi/2} \frac{\cos x}{\cot x}$

76. $\lim_{x \rightarrow \pi/4} \frac{1 - \tan x}{\sin x - \cos x}$

77. $\lim_{t \rightarrow 0} \frac{\sin 3t}{2t}$

78. $\lim_{x \rightarrow 0} \frac{\sin 2x}{\sin 3x}$ [Hint: Find $\lim_{x \rightarrow 0} \left(\frac{2 \sin 2x}{2x} \right) \left(\frac{3x}{3 \sin 3x} \right)$.]

 **Graphical, Numerical, and Analytic Analysis** In Exercises 79–82, use a graphing utility to graph the function and estimate the limit. Use a table to reinforce your conclusion. Then find the limit by analytic methods.

79. $\lim_{t \rightarrow 0} \frac{\sin 3t}{t}$

80. $\lim_{x \rightarrow 0} \frac{\cos x - 1}{2x^2}$

81. $\lim_{x \rightarrow 0} \frac{\sin x^2}{x}$

82. $\lim_{x \rightarrow 0} \frac{\sin x}{\sqrt[3]{x}}$

In Exercises 83–86, find $\lim_{\Delta x \rightarrow 0} \frac{f(x + \Delta x) - f(x)}{\Delta x}$.

83. $f(x) = 2x + 3$

84. $f(x) = \sqrt{x}$

85. $f(x) = \frac{4}{x}$

86. $f(x) = x^2 - 4x$


In Exercises 87 and 88, use the Squeeze Theorem to find $\lim_{x \rightarrow c} f(x)$.

87. $c = 0$

$$4 - x^2 \leq f(x) \leq 4 + x^2$$

88. $c = a$

$$b - |x - a| \leq f(x) \leq b + |x - a|$$

 In Exercises 89–94, use a graphing utility to graph the given function and the equations $y = |x|$ and $y = -|x|$ in the same viewing window. Using the graphs to observe the Squeeze Theorem visually, find $\lim_{x \rightarrow 0} f(x)$.

89. $f(x) = x \cos x$

90. $f(x) = |x \sin x|$

91. $f(x) = |x| \sin x$

92. $f(x) = |x| \cos x$

93. $f(x) = x \sin \frac{1}{x}$

94. $h(x) = x \cos \frac{1}{x}$


Writing About Concepts

95. In the context of finding limits, discuss what is meant by two functions that agree at all but one point.

96. Give an example of two functions that agree at all but one point.

97. What is meant by an indeterminate form?


98. In your own words, explain the Squeeze Theorem.

 **99. Writing** Use a graphing utility to graph

$$f(x) = x, \quad g(x) = \sin x, \quad \text{and} \quad h(x) = \frac{\sin x}{x}$$

in the same viewing window. Compare the magnitudes of $f(x)$ and $g(x)$ when x is close to 0. Use the comparison to write a short paragraph explaining why

$$\lim_{x \rightarrow 0} h(x) = 1.$$

 **100. Writing** Use a graphing utility to graph

$$f(x) = x, \quad g(x) = \sin^2 x, \quad \text{and} \quad h(x) = \frac{\sin^2 x}{x}$$

in the same viewing window. Compare the magnitudes of $f(x)$ and $g(x)$ when x is close to 0. Use the comparison to write a short paragraph explaining why

$$\lim_{x \rightarrow 0} h(x) = 0.$$

Free-Falling Object In Exercises 101 and 102, use the position function $s(t) = -16t^2 + 1000$, which gives the height (in feet) of an object that has fallen for t seconds from a height of 1000 feet. The velocity at time $t = a$ seconds is given by

$$\lim_{t \rightarrow a} \frac{s(a) - s(t)}{a - t}.$$

- 101.** If a construction worker drops a wrench from a height of 1000 feet, how fast will the wrench be falling after 5 seconds?
- 102.** If a construction worker drops a wrench from a height of 1000 feet, when will the wrench hit the ground? At what velocity will the wrench impact the ground?

Free-Falling Object In Exercises 103 and 104, use the position function $s(t) = -4.9t^2 + 150$, which gives the height (in meters) of an object that has fallen from a height of 150 meters. The velocity at time $t = a$ seconds is given by

$$\lim_{t \rightarrow a} \frac{s(a) - s(t)}{a - t}.$$

- 103.** Find the velocity of the object when $t = 3$.
- 104.** At what velocity will the object impact the ground?
- 105.** Find two functions f and g such that $\lim_{x \rightarrow 0} f(x)$ and $\lim_{x \rightarrow 0} g(x)$ do not exist, but $\lim_{x \rightarrow 0} [f(x) + g(x)]$ does exist.
- 106.** Prove that if $\lim_{x \rightarrow c} f(x)$ exists and $\lim_{x \rightarrow c} [f(x) + g(x)]$ does not exist, then $\lim_{x \rightarrow c} g(x)$ does not exist.
- 107.** Prove Property 1 of Theorem 1.1.
- 108.** Prove Property 3 of Theorem 1.1. (You may use Property 3 of Theorem 1.2.)
- 109.** Prove Property 1 of Theorem 1.2.
- 110.** Prove that if $\lim_{x \rightarrow c} f(x) = 0$, then $\lim_{x \rightarrow c} |f(x)| = 0$.
- 111.** Prove that if $\lim_{x \rightarrow c} f(x) = 0$ and $|g(x)| \leq M$ for a fixed number M and all $x \neq c$, then $\lim_{x \rightarrow c} f(x)g(x) = 0$.
- 112.** (a) Prove that if $\lim_{x \rightarrow c} |f(x)| = 0$, then $\lim_{x \rightarrow c} f(x) = 0$.
(Note: This is the converse of Exercise 110.)
(b) Prove that if $\lim_{x \rightarrow c} f(x) = L$, then $\lim_{x \rightarrow c} |f(x)| = |L|$.
[Hint: Use the inequality $\|f(x)\| - |L| \leq |f(x) - L|$.]

True or False? In Exercises 113–118, determine whether the statement is true or false. If it is false, explain why or give an example that shows it is false.

- 113.** $\lim_{x \rightarrow 0} \frac{|x|}{x} = 1$
- 114.** $\lim_{x \rightarrow \pi} \frac{\sin x}{x} = 1$
- 115.** If $f(x) = g(x)$ for all real numbers other than $x = 0$, and $\lim_{x \rightarrow 0} f(x) = L$, then $\lim_{x \rightarrow 0} g(x) = L$.
- 116.** If $\lim_{x \rightarrow c} f(x) = L$, then $f(c) = L$.
- 117.** $\lim_{x \rightarrow 2} f(x) = 3$, where $f(x) = \begin{cases} 3, & x \leq 2 \\ 0, & x > 2 \end{cases}$
- 118.** If $f(x) < g(x)$ for all $x \neq a$, then $\lim_{x \rightarrow a} f(x) < \lim_{x \rightarrow a} g(x)$.
- 119. Think About It** Find a function f to show that the converse of Exercise 112(b) is not true. [Hint: Find a function f such that $\lim_{x \rightarrow c} |f(x)| = |L|$ but $\lim_{x \rightarrow c} f(x)$ does not exist.]
- 120.** Prove the second part of Theorem 1.9 by proving that

$$\lim_{x \rightarrow 0} \frac{1 - \cos x}{x} = 0.$$

- 121.** Let $f(x) = \begin{cases} 0, & \text{if } x \text{ is rational} \\ 1, & \text{if } x \text{ is irrational} \end{cases}$

and

$$g(x) = \begin{cases} 0, & \text{if } x \text{ is rational} \\ x, & \text{if } x \text{ is irrational.} \end{cases}$$

Find (if possible) $\lim_{x \rightarrow 0} f(x)$ and $\lim_{x \rightarrow 0} g(x)$.

 **122. Graphical Reasoning** Consider $f(x) = \frac{\sec x - 1}{x^2}$.

- (a) Find the domain of f .
- (b) Use a graphing utility to graph f . Is the domain of f obvious from the graph? If not, explain.
- (c) Use the graph of f to approximate $\lim_{x \rightarrow 0} f(x)$.
- (d) Confirm the answer in part (c) analytically.
- 123. Approximation**
- (a) Find $\lim_{x \rightarrow 0} \frac{1 - \cos x}{x^2}$.
- (b) Use the result in part (a) to derive the approximation $\cos x \approx 1 - \frac{1}{2}x^2$ for x near 0.
- (c) Use the result in part (b) to approximate $\cos(0.1)$.
- (d) Use a calculator to approximate $\cos(0.1)$ to four decimal places. Compare the result with part (c).
- 124. Think About It** When using a graphing utility to generate a table to approximate $\lim_{x \rightarrow 0} [(\sin x)/x]$, a student concluded that the limit was 0.01745 rather than 1. Determine the probable cause of the error.